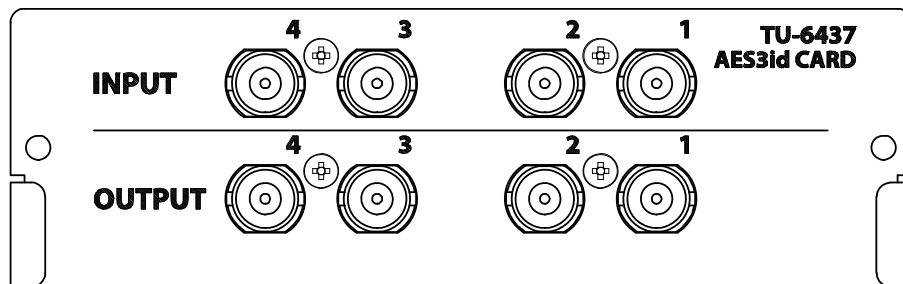


TAMURA CORPORATION

Instruction Manual

AES3id CARD

Model Number: **TU-6437**



This Instruction Manual describes important precautions to prevent any accident and procedures to handle this product. Read this Instruction Manual carefully to use this product safely.

After reading, keep this in a safe place where users can refer to as needed.


Disposing of this Equipment



When disposing this equipment, contact an authorized industrial waste disposal operator to handle the disposal since this equipment needs to be disposed as an industrial waste.

Safety Precautions



This section describes the "prohibitions" and "precautions" important for you to use this product safely.

Before use, be sure to read this manual so that you can use the system correctly.

 Caution	This sign gives a message assuming possible human injury or property damage if the system is mishandled ignoring the message given with this sign.
--	--

	The Δ symbol shows a message (including a warning) that must be paid attention to. The specific precaution is shown by picture or text near or in the Δ .
	The \bigcirc symbol shows a prohibition (prohibited action). The specific prohibition is shown by picture or text near or in the \bigcirc .

Caution

-  Do not put this product in places where it is susceptible to static electricity (such as on a carpet). This may cause system malfunctions.
-  Do not connect/disconnect this product with the power switch on. This may cause system malfunctions.

Overview

This card is audio interface card that input and output AES3id audio signals.

About How to install

Please see the instruction manual for installation on the installation method of the card. Installing or removing make sure unplugged the device must be equipped with this unit. Use securely fastened with screws on either side of the card.

If the mounting of the screw is loose, you do not can use it in the correct state. Because the electrical signal level is not stable.

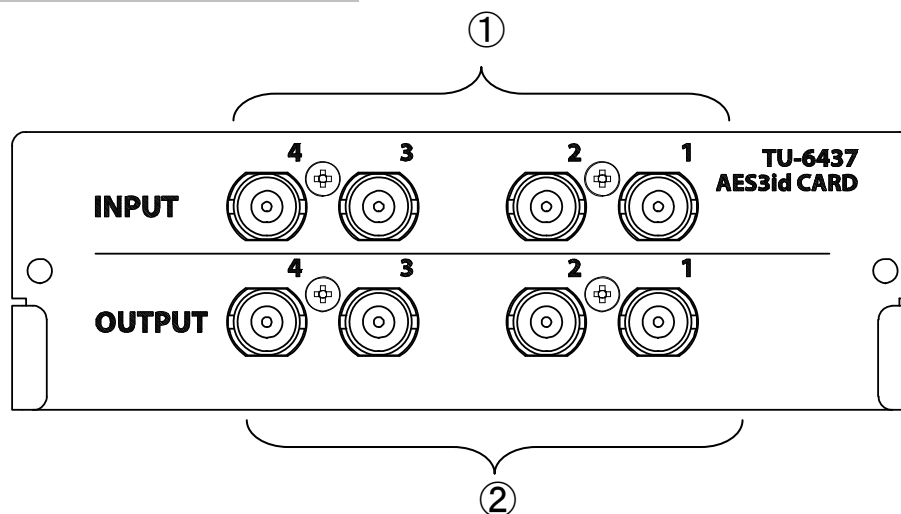
Included items

Product code	Model	Name	Quantity	Remarks
M-21300270-00	TU-6437	AES3id CARD	1	
		Mounting screw	2	M3x8
		Instruction Manual	1	This Book

Specifications

AES3 id INPUT	
Format	AES3id compliant
Input Sampling frequency	48kHz/96kHz (SRC Off) 30kHz~100kHz (SRC On)
Number of input bits	16~24bit
Connector	BNC(Coaxial/75Ω) x4
AES3 id OUTPUT	
Format	AES3id compliant
Output Sampling frequency	48kHz/96kHz
Number of output bits	24bit
Connector	BNC(Coaxial/75Ω) x4
General	
Dimensions	129(W)×40(H)×152(D)mm
Weight	210g

Description of parts



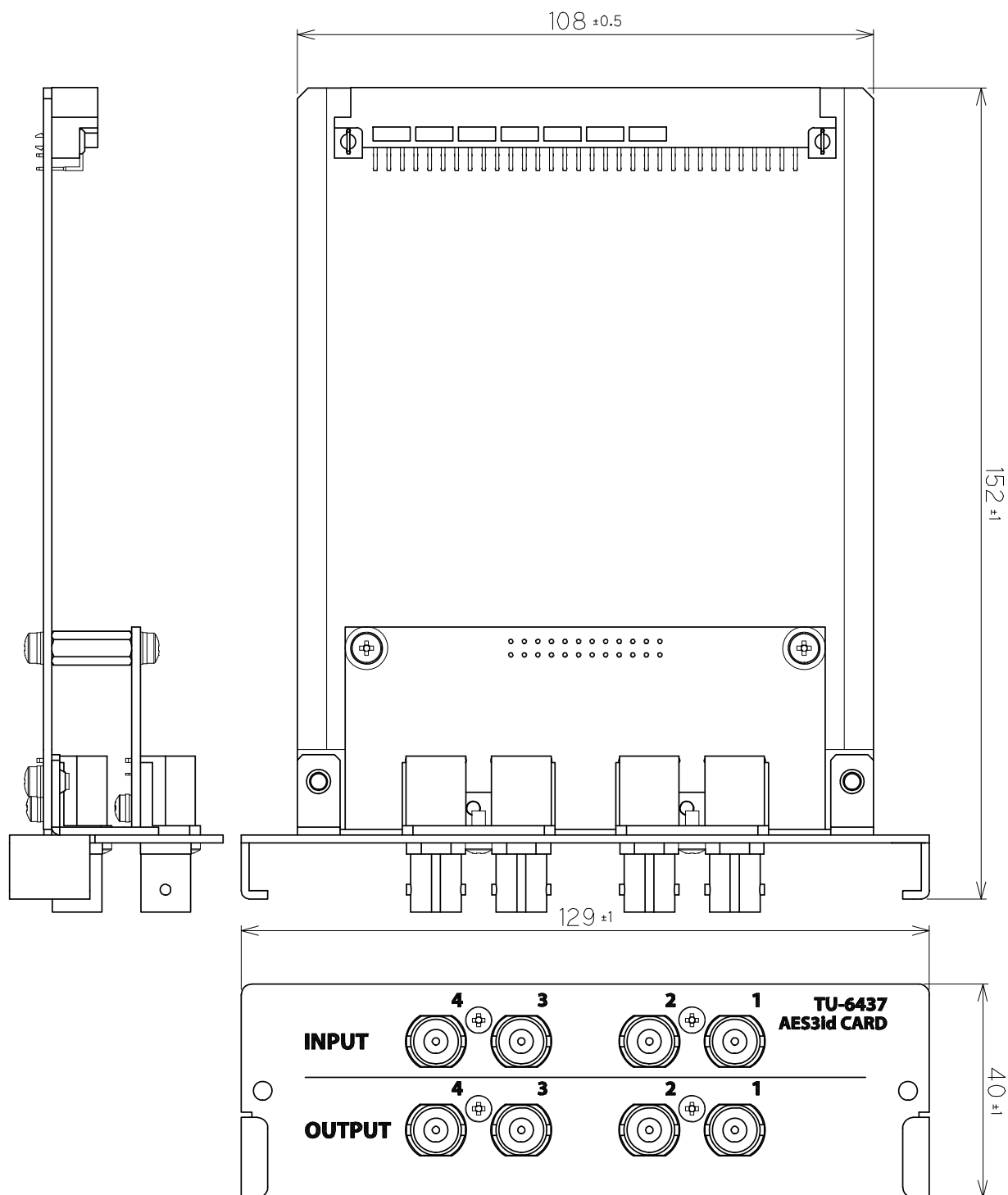
①. INPUT Connector (4 ports)

This is the connector for AES3id audio signal inputs.

②. OUTPUT Connector (4 ports)

This is the connector for AES3id audio signal outputs.

Dimensions



About Customer Service

If you experience any problems with our products and require any servicing, or have any questions about TAMURA product line, please contact your TAMURA sales representative or TAMURA at the following locations.

To help speed up servicing and readjustment, please be ready to describe the problem accurately, what operations you were performing before and after it happened, or the history of usage.



TAMURA CORPORATION

(Head Office)

1-19-43, Higashi-Oizumi, Nerima-ku, Tokyo, 178-8511 Japan

Phone : +81-3-3978-2111 Fax : +81-3-3978-0230

(Contact)

International Sales Broadcom Business Unit

Phone : +81-3-3978-2242 Fax : +81-3-3978-2005