



4K Memory Card Camera Recorder

GY-HM250U/E

Stream it Live, Take it Easy.

CASE STUDY



Useful for a variety of projects including press conferences

RiversideTV, the government access channel for the City of Riverside, California, uses two GY-HM200SP sports production cameras with integrated graphics for a variety of projects. Although its original purpose of purchase was to produce more sports coverage without a production truck, Scott Brosious, communications supervisor for RiversideTV said the cameras are also being used regularly for press conferences. For example, the City of Riverside Fire Department hosted a press conference on the flu virus in January 2018. A one-person crew was able to provide live coverage of the event, complete with a lower-third graphic. The JVC camera streamed live footage with integrated graphics directly to Switchboard Live, which distributed the press conference to the city's YouTube and Facebook pages. (Regularly scheduled RiversideTV programming is available locally on cable and on the city's website.)



More details on this article:

<http://pro.jvc.com/pro/pr/2018/releases/riverside.html>



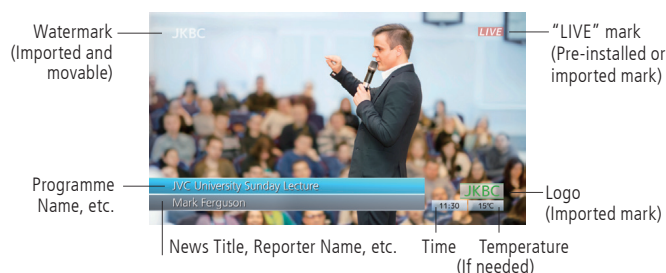
RiversideTV owns other JVC cameras such as KY-PZ100 PTZ network cameras and GY-LS300 4K Super 35 cameras.

Live Streaming (HD/SD Mode)

- Live streaming is possible in HD or SD resolutions, depending on available bandwidth.
- Up to 1920x1080 (Full HD) 12Mbps (up to 1280x720 5Mbps for Facebook live).
- Connect the GY-HM250U/E to an optional Wi-Fi or 4G/LTE modem or Ethernet adaptor. You can share your program from home, studio, school, or church with an audience anywhere in the world via content delivery networks such as YouTube, Facebook Live, and other cloud service.



Real-Time Broadcast Info Overlay

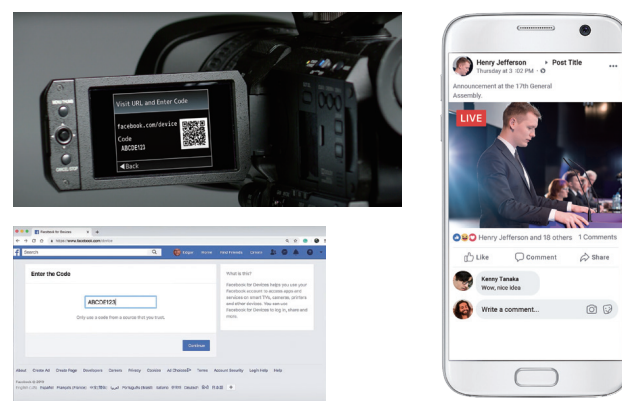


- Designed for enhanced single-camera production, the GY-HM250U/E produces a real-time broadcast information overlays for recorded video or streamed video without an external CG or production switcher.
- Lower-third graphic overlays are generated and controlled using a browser-equipped device, such as a tablet or smartphone.

Notes:

- This feature is not available in 4K or SD mode.
- SDP Generator is required for overlaying custom graphics. SDP Generator is a free application to generate a data file for import images to compatible JVC cameras. For download, visit: http://pro.jvc.com/prof/attributes/software_down.jsp?model_id=MDL102523&feature_id=17

Easy Setup for Facebook Live



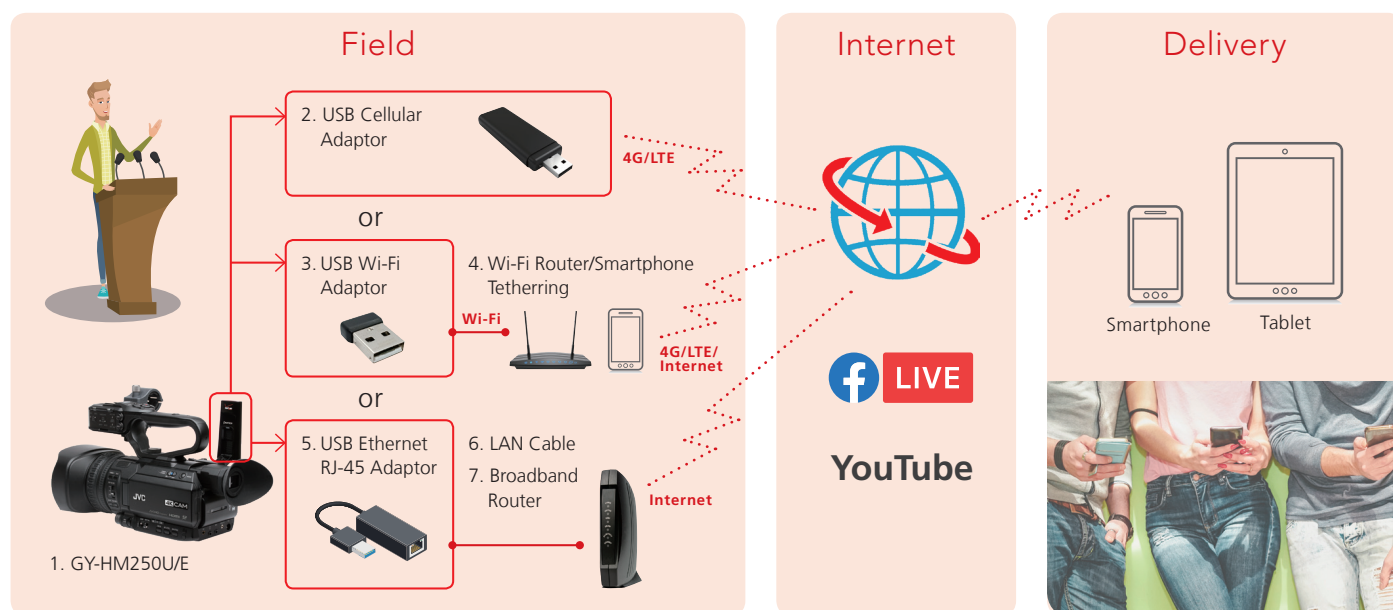
- Follow the on-screen procedures to pair the camera with your Facebook account.

Check out the instruction video for details:

http://pro.jvc.com/pro/attributes/ip/clips/gyhm250_facebook.jsp



Live Streaming System



Item	Model	Description	Quantity
1	GY-HM250U/E	4K Memory Card Camcorder	1
2	4G/LTE	USB Cellular Adaptor*	1
3	Wi-Fi	USB Wi-Fi Adaptor*	1
4		Wi-Fi Router/Smartphone Tethering	1
5	Ethernet (RJ-45) Connection	USB Ethernet (RJ-45) Adaptor*	1
6		LAN cable	1
7		Broadband Router (to connect the Internet)	1

*Refer to the list of compatible models:



- USB Cellular Adaptors
- USB Wi-Fi Adaptors
- Ethernet (RJ-45) Adaptors

http://pro.jvc.com/pro/attributes/ip/manual/Supported_USB_adaptors.pdf

Product and company names mentioned here are trademarks or registered trademarks of their respective owners. E.&O.E. Design and specifications subject to change without notice. Copyright © JVCKENWOOD Corporation. All Rights Reserved.



JVCKENWOOD DEUTSCHLAND GmbH
Konrad-Adenauer-Allee 1-11
61118 Bad Vilbel
Telefon: 0 61 01 / 49 88-100
www.jvc.de